

SUBARU IMPREZA



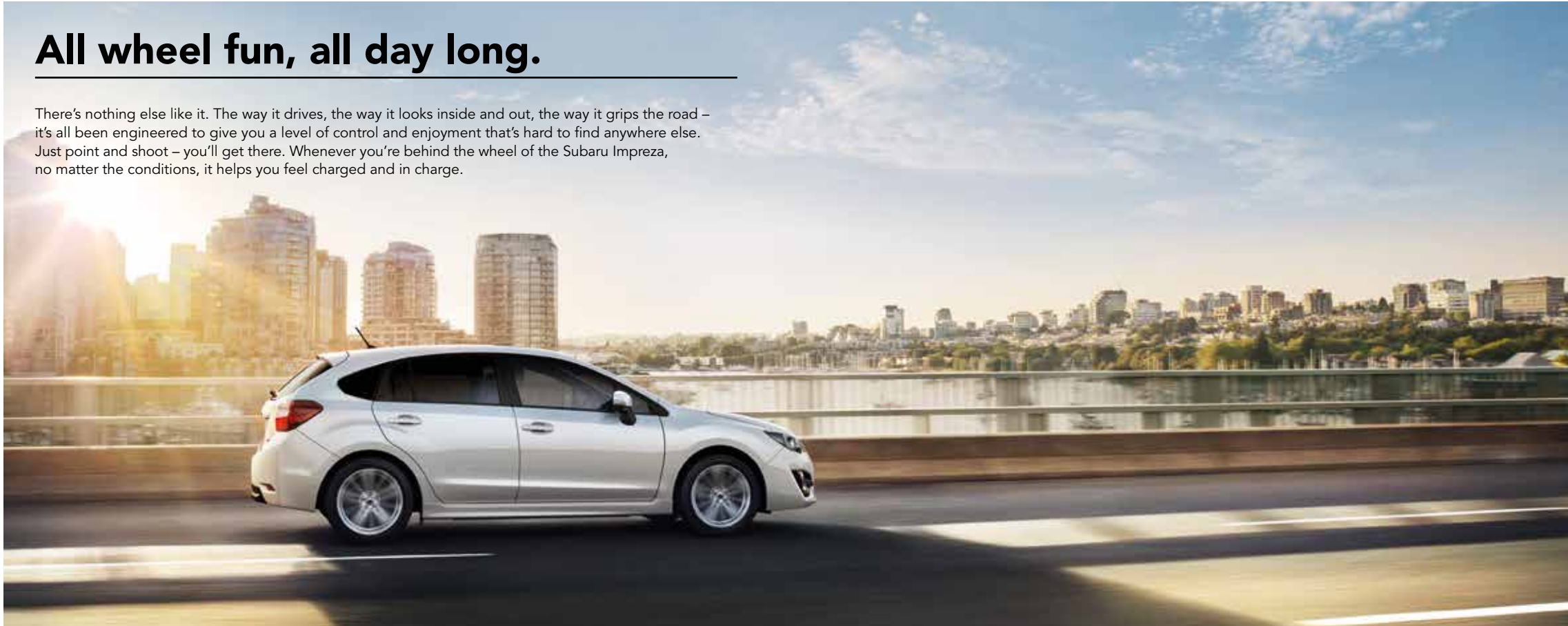
SUBARU

Confidence in Motion



All wheel fun, all day long.

There's nothing else like it. The way it drives, the way it looks inside and out, the way it grips the road – it's all been engineered to give you a level of control and enjoyment that's hard to find anywhere else. Just point and shoot – you'll get there. Whenever you're behind the wheel of the Subaru Impreza, no matter the conditions, it helps you feel charged and in charge.



Symmetrical All-Wheel Drive

To bring stable, safe and enjoyable on-road performance to every drive – that's why Subaru has been developing the Symmetrical AWD system since 1972. Matched with the SUBARU BOXER engine for a near-perfect symmetrical layout, it delivers control and composure. The benefits are immediately apparent – more controlled cornering, better traction in slippery conditions, and enhanced acceleration. The overall sensation is that driving becomes an easier, safer and more enjoyable affair.

It's your life. Embrace it.

It's a balancing act – maintaining your professional life, personal life, family, friends, passions and hobbies. There's no reason why you can't weave them all together when you have a Subaru in your life. With a solid connection to the road, it is that much easier to stay connected to your life. When you are less worried about the journey, you can focus on the destination. This is the peace of mind you get from driving a Subaru. In rain, in snow, in sunshine. Do it all. And then some.

Technology to go.

With so much innovative technology, the Subaru Impreza keeps you connected, entertained and informed at all times.



- 1 Illuminated Meter**
Illuminated dials help to improve visibility of the speedometer when driving at night. The LCD centre display shows useful information such as which gear you are in, fuel gauge cruise control status and cruise speed selected, as well as an odometer and trip meter.
- 2 Multifunction Display**
Positioned to be clearly visible with minimal distraction as you drive, this display shows you a variety of information such as the time, external temperature and MPG.

- 3 Touchscreen Control**
Using the touchscreen is an easy way to select your music, just as you would on your smartphone. Simply connect your smartphone through Bluetooth^{*1} or the USB port, and you can choose your music using the touchscreen.
- 4 Voice Recognition**
Intuitive Voice Recognition^{*2} can understand complete sentences and phrases to enter and interact with hands-free telephone and audio systems for added ease on every journey.


- 5 SUBARU STARLINK**
Like having a built-in smartphone for your car, SUBARU STARLINK^{*3} lets you use entertainment apps^{*4}, giving you access to news, weather, podcasts, audiobooks, and more. Control it with the tablet-like 7-inch centre touchscreen, multifunction steering wheel controls, or one-shot Voice Recognition^{*2}. If you can't find your favourite music, connect your iPhone^{*5}, smartphone or other mobile music device via the USB or standard AUX jack.

^{*1} Bluetooth is a registered trademark of Bluetooth SIG, Inc. America. ^{*2} Voice Recognition is compatible with select languages only and cannot accept all languages.
^{*3} Driver is always responsible for safe and attentive driving. Please refrain from operating the touchscreen whilst driving. Package communications fee may be charged depending on your area.

^{*4} Compatible smartphone and applications required. For applications to operate, latest version of each application is required. Data provided by smartphone is displayed on the audio system screen. Smartphone apps should only be launched when vehicle is safely parked. Your wireless carrier's rates may apply. ^{*5} Apple, iPhone and iPod are registered trademarks of Apple Inc.

Safety that embraces you.

When the unpredictable happens, the Subaru Impreza is engineered to help protect drivers, passengers and even pedestrians. Every bit of knowledge gained from crash testing is applied – from the airbags to the chassis, to the cabin-protecting layout, it's all engineered to help minimise the effects of a collision and protect passengers.



Cabin-Protecting Layout

In the event of a head-on collision, the SUBARU BOXER engine and gearbox are designed, for your protection, to break away and pass safely under the cabin.

Seats, Seatbelts and SRS Airbags

The Subaru Impreza features whiplash-reducing front seats and energy-absorbing head restraints, along with seatbelts with pretensioners, that can help better protect front occupants during a rear collision. Front, front-side, curtain and knee SRS* airbags are standard on all models to maximise protection in frontal and side impacts.

Ring-Shaped Reinforcement Frames

The Ring-Shaped Reinforcement Frames feature high-tensile steel designs that are strong and rigid, yet light in weight. The passenger cabin is strengthened from the roof to the doors, pillars and floor. This design helps, in a collision, to divert and dissipate impact energy away from the occupants.

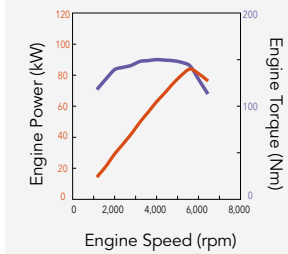
SUBARU BOXER Engine

Few other cars drive with the fun and eagerness of the Subaru Impreza, so you won't be surprised by how uniquely this is accomplished. The horizontally opposed configuration of the SUBARU BOXER engine places the pistons 180 degrees apart, for a lower, flatter profile than that of other engine types. This gives the engine, and overall vehicle, a lower centre of gravity and a more balanced distribution of weight. Furthermore, the pistons' opposing movements inherently counteract each other, naturally helping to reduce vibration.



1.6-litre DOHC SUBARU BOXER

Paired with Lineartronic, this SUBARU BOXER engine is efficient and clean. Not only does this engine set a standard for Subaru environmental responsibility, it's also an equally impressive performer. With the natural balance and smoothness inherent in its SUBARU BOXER configuration, and with DOHC and AVCS to enhance its performance, it delivers eager response at lower rpm. By combining response and exceptional efficiency, it's an engine that will give you more fun with less fuel.



MAX OUTPUT:
84 kW (114 PS) / 5,600 rpm

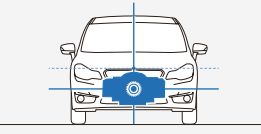
MAX TORQUE:
150 Nm (15.3 kgfm) / 4,000 rpm

FUEL CONSUMPTION COMBINED:
6.1 lit./100 km = 46.3 mpg (Lineartronic)
6.4 lit./100 km = 44.1 mpg (5MT)

CO₂ EMISSIONS COMBINED:
140 g/km (Lineartronic)
147 g/km (5MT)

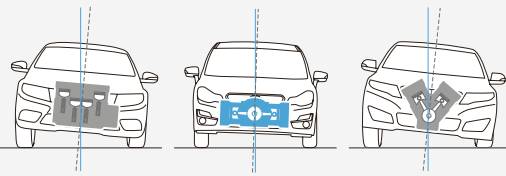
Increased Stability

Because the engine block has a flatter profile and sits lower in the chassis, the overall vehicle is more balanced for stability and resistant to side-to-side motion than other engine designs.



Long-lasting Performance

The engine's flat design is inherently rigid and self-balancing, generating less vibration than "V-type" or 4-cylinder in-line engines in the same class for durability and reliable performance.



* SRS: Supplemental Restraint System. Must be used in conjunction with seatbelts.

* Fuel consumption and CO₂ emissions: According to EC715/2007-136/2014W. MPG figures are EU test figures for comparative purposes and may not reflect real driving results.

COLOUR OPTIONS



Ice Silver Metallic



Quartz Blue Pearl



Crystal White Pearl

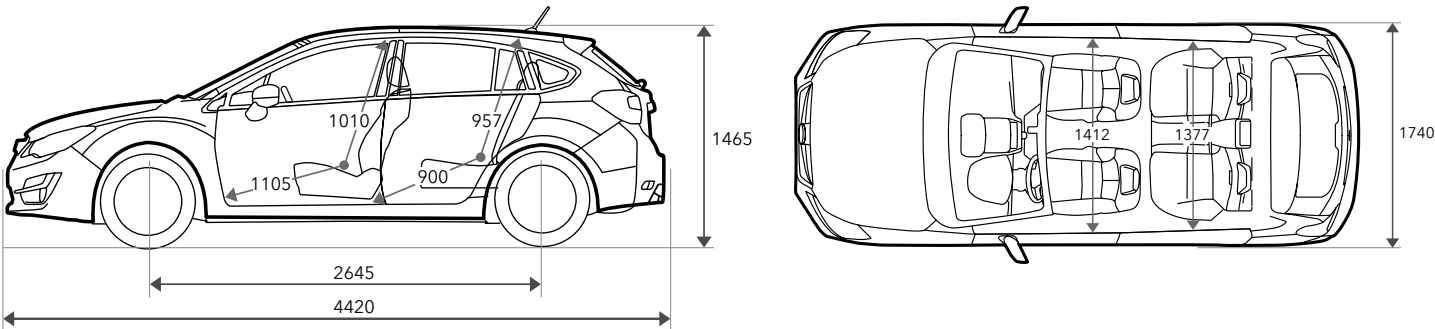
SPECIFICATIONS

Item			Subaru Impreza	
			Symmetrical AWD (All-Wheel Drive)	
			1.6i RC	
			5MT Dual-range	Lineartronic
ENGINE				
Type			Horizontally-opposed, 4-cylinder, 4-stroke, petrol engine	
			DOHC 16-valve	
Bore/Stroke		mm	78.8x82	
Capacity		cc	1,600	
Compression ratio			10.5	
Fuel system		Multi-Point Sequential Injection		
Fuel tank capacity		lit.	55	
PERFORMANCE				
Max. output (DIN)		PS (kW)/rpm	114 (84)/5,600	
Max. torque (DIN)		Nm (kgfm)/rpm	150 (15.3)/4,000	
Max. speed		mph	115	111
Acceleration (0-62 mph)		sec.	12.4	12.6
Fuel consumption ¹	Urban mpg	(lit./100 km)	34.4 (8.2)	37.2 (7.6)
	Extra-urban mpg	(lit./100 km)	53.3 (5.3)	54.3 (5.2)
	Combined mpg	(lit./100 km)	44.1 (6.4)	46.3 (6.1)
CO ₂ emissions ¹	Urban	g/km	190	176
	Extra-urban	g/km	123	120
	Combined	g/km	147	140
DRIVETRAIN				
AWD type			Centre differential gear coupled with viscous LSD	Active Torque Split AWD system
DIMENSIONS & WEIGHT				
Overall length		mm	4,415	
Overall width		mm	1,740	
Overall height		mm	1,465	
Wheelbase		mm	2,645	
Track	Front	mm	1,510	
	Rear	mm	1,515	
Minimum road clearance (at kerb weight)		mm	145	
Cargo volume ²		lit.	1,270	
Seating capacity		persons	5	
Kerb weight		kg	1,325	1,360
Towing capacity		kg	1,500	1,200
TRANS-AXLE				
Gear ratio	D range		–	3.581-0.570
	1st		3.454	–
	2nd		1.888	–
	3rd		1.296	–
	4th		0.972	–
	5th		0.738	–
	Reverse		3.333	3.667
Final drive axle ratio			4.444	3.900
Low-range ratio			1.447	–
CHASSIS				
Steering			Rack and Pinion	
Suspension (4-wheel independent)	Front		MacPherson strut type	
	Rear		Double wishbone type	
Minimum turning circle at tyre (radius)		m	5.3	
Brakes	Front		Ventilated disc brakes	
	Rear		Solid disc brakes	
Tyre/wheel size			205/55R16, 16 x 6.5" J	

^{*1} MPG figures are for comparative purposes only and may not reflect real driving results. Fuel consumption and CO₂ emissions: According to EC715/2007-136/2014W.
^{*2} Measured by VDA (V214). Without sunroof. **Vehicle kerb weight varies according to the types of optional equipment included. Specification data and model lineup may vary according to market.**

DIMENSIONS

SUBARU IMPREZA 5-door



Dimensions are measured in accordance with standard measurement of Fuji Heavy Industries Ltd.

STANDARD AND OPTIONAL FEATURES

Item	Subaru Impreza	
	Symmetrical AWD (All-Wheel Drive)	
	1.6i RC	
	5MT	Lineartronic
CLIMATE CONTROL		
Dual-zone automatic air-conditioning system with anti-dust filter	•	•
Heater ducts for rear passengers	•	•
Windshield wiper de-icer	•	•
Automatic rain-sensing windshield wipers	•	•
Heated door mirrors	•	•
Front and side defrosters	•	•
Electric rear window defogger with timer	•	•
COMFORT / CONVENIENCE		
Power windows ¹	•	•
Remote control key system	•	•
Map lamps	•	•
Luggage space lamp	•	•
Vanity mirrors with lids (for driver and front passenger)	•	•
Centre tray	•	•
Centre console box	•	•
1 front cup holder (in the centre console)	•	•
Door pockets with bottle holders (on all side doors)	•	•
Interior fuel lid lock release	•	•
2 12-volt power outlets (in the instrument panel and centre console box)	•	•
Cargo hooks	•	•
Luggage hooks	•	•
Retractable cargo cover	•	•
Tyre repair kit	•	•
CONTROL / INSTRUMENTS		
Auto Start Stop	•	•
High-grade type Multifunction Display ⁴	•	•
Tilt-adjustable/telescopic steering wheel	•	•
Cruise control	•	•
DRIVABILITY		
Vehicle Dynamics Control System	•	•
Hill Start Assist	•	•

STANDARD AND OPTIONAL FEATURES

Item	Subaru Impreza	
	Symmetrical AWD (All-Wheel Drive)	
	1.6i RC	
	5MT	Lineartronic
ENTERTAINMENT AND NAVIGATION		
SUBARU STARLINK infotainment system with Premium audio system ² : 1CD and 6 speakers	•	•
Voice Recognition System (Command speech and One shot)	•	•
Steering wheel mounted audio remote control switches	•	•
Bluetooth ^{®3} -compatible hands-free system	•	•
Dual USB ports and auxiliary audio input jack	•	•
Rear Vision Camera System	•	•
EXTERIOR		
Auto on/off headlamps	•	•
Front fog lamps	•	•
Rear fog lamp	•	•
Power-folding door mirrors with built-in LED turn signal	•	•
UV protection glass: windshield, front and rear side windows	•	•
Designed blade, variable intermittent windshield wipers	•	•
Intermittent rear window wiper	•	•
16-inch aluminium alloy wheels	•	•
Carrier installation brackets	•	•
Roof spoiler	•	•
Roof antenna	•	•
SAFETY		
Daytime running lights	•	•
Tyre Pressure Monitoring System	•	•
Front SRS ⁵ airbags	•	•
Front side SRS ⁵ airbags (for driver and front passenger)	•	•
Curtain SRS ⁵ airbags (front and rear, both sides)	•	•
Knee SRS ⁵ airbag	•	•
Side-door reinforcement beams (front and rear, both sides)	•	•
Steering column support beam	•	•
Whiplash reducing front seats	•	•
Rear seat headrests for 3 seating positions	•	•
Seatbelt indicator (for driver and all passengers)	•	•
Front seatbelts with pretensioners and load limiters	•	•
Height adjustable seatbelt anchors (for driver and front passenger)	•	•
Rear 3-point seatbelts for 3 seating positions	•	•
Safety pedal system	•	•
4-sensor/4-channel ABS with Electronic Brake-force Distribution	•	•
Brake Assist System	•	•
Brake Override	•	•
ISO-FIX adapted child seat anchors (with tether anchors)	•	•
Child-proof rear door locking (both sides)	•	•
Anti-theft security system with engine immobiliser	•	•
SEATING / TRIMS		
Leather wrapped steering wheel and gearshift knob	•	•
6-way manual adjustable driver's seat	•	•
Front seat heaters	•	•
60/40 split folding rear seats	•	•
Seat back pocket	•	•

¹ Driver's side front window has auto up/down function with pinch protection.

² 7.0 inch VGA colour display.

³ Bluetooth is a registered trademark of Bluetooth SIG, Inc. America.

⁴ 4.3-inch LCD screen display. It shows: fuel economy screen, eco-evaluation screen, driving condition, clock with outside temperature and maintenance information etc.

⁵ SRS: Supplemental Restraint System. Must be used in conjunction with seatbelts.

Standard and optional features, model lineup may vary according to market.



SUBARU

Confidence in Motion

subaru.co.uk



facebook.com/officialsubaruuk



instagram.com/subaruuk



twitter.com/officialsubaruuk



pinterest.com/subaruuk



SUBARU

Confidence in Motion

5 YEAR
WARRANTY[†]

SYMMETRICAL AWD

†The Subaru Impreza is covered by a 5 Year / 100,000 mile (whichever is sooner) Limited Warranty which comprises a standard 3 Year / 60,000 mile (whichever is sooner) Manufacturer's Warranty (bumper to bumper, excluding clutch driven plate) and an Extended Warranty (applies to only powertrain) provided by the importer, Subaru (UK) Ltd, for up to a total of 5 Years or 100,000 miles (whichever occurs first). All vehicle bodywork is covered by a 12 Year Anti-Corrosion Warranty and paintwork is covered by a 3 Year Warranty. Added reassurance is provided by a comprehensive 3 Year Recovery and Assistance programme valid in the UK only. For general terms and conditions visit www.subaru.co.uk

Technical data and equipment based on the latest information available at the time of printing. Subaru (UK) Ltd reserves the right to make changes at any time, without notice, in colours, materials, design, prices, equipment and specifications and to discontinue models. Customers are advised to consult their Subaru dealer on the precise details of warranties/guarantees and vehicles available for sale. Models specified are strictly subject to availability. Owing to the limitations of printing processes, the colours reproduced may not exactly match product colours. The contents of this brochure are the copyright of Subaru (UK) Ltd and may not be copied or displayed for commercial purposes without the express permission of Subaru (UK) Ltd. © Subaru (UK) Ltd. E & O.E.

Subaru (UK) Ltd.

For details of your nearest Subaru dealer phone 08446 626612 or visit subaru.co.uk